



VIDYA BHAWAN, BALIKA VIDYAPITH

Shakti Utthan Ashram, Lakhisarai-811311(Bihar)

(Affiliated to CBSE up to +2 Level)

Class : 8th

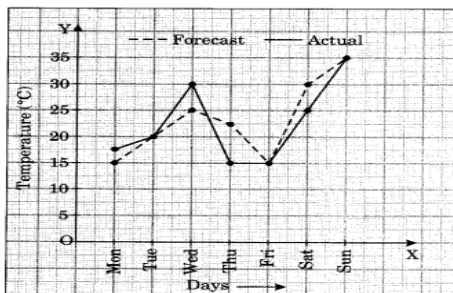
Subject: Mathematics

Date: 10.01.2021

Question 4. The following graph shows the temperature forecast and the actual

Year	2003	2004	2005	2006
Days	8	10	5	12

temperature for each day of a week.



- (a) On which days was the forecast temperature the same as the actual temperature?
(b) What was the maximum forecast temperature during the week?
(c) What was the minimum actual temperature during the week?
(d) On which day did the actual temperature differ the most from the forecast temperature?

Solution:

(a) On Tuesday, Friday and Sunday, the forecast temperature was the same as the actual temperature i.e., 20°C, 15°C and 35°C respectively.

(b) The forecast maximum temperature during the week was 35°C

(c) The minimum actual temperature during the week was 15°C

(d) On Thursday, the actual temperature differed the most from the forecast temperature

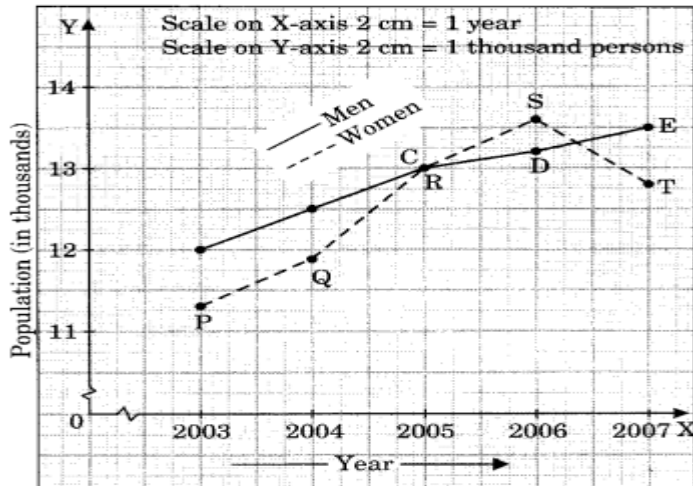
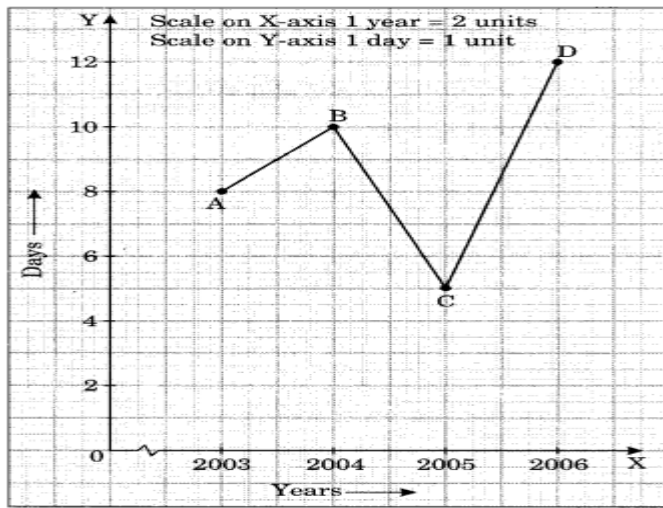
i.e., $22.5^{\circ}\text{C} - 15^{\circ}\text{C} = 7.5^{\circ}\text{C}$.

Question 5. Use the tables below to draw linear graphs.

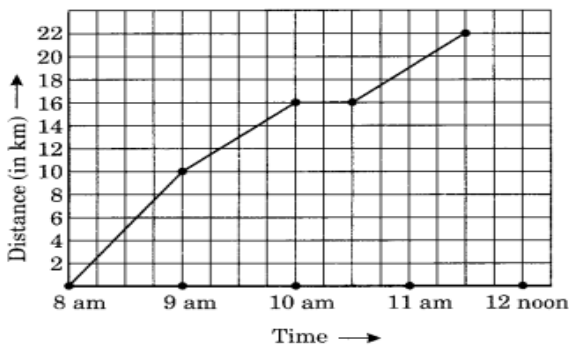
- (a) The number of days a hillside city recovered show in different years.
(b) Population (in thousands) of men and women in a village is different years.

Year	2003	2004	2005	2006	2007
Number of men	12	12.5	13	13.2	13.5
Number of women	11.3	11.9	13	13.6	12.8

Solution:



Question 6. A courier-person cycle from a town to a neighbouring suburban area to deliver a parcel to the merchant. His distance from the town at different times is shown by the following graph.



- What is the scale taken for the time axis?
- How much time did the person take for travel?
- How far is the place of the merchant from the town?
- Did the person stop on his way? Explain?
- During which period did he ride fastest?

Solution:

- Scale taken on time-axis i.e., the x-axis is 4 units = 1 hour
- Total time taken by the person for the total journey is 3 hours 30 minutes.
- The place of the merchant is at a distant of 22 km from the town.
- Yes, this is indicated by the horizontal part of the graph clearly the person stopped from 10 am to 10:30 am.
- He rode fastest between 8 am and 9 am.